

# Instructions for use of this Slide Deck by JE Dunn personnel

dunn well  
**DUNN SAFETY**  
WE BELIEVE IN HEALTH AND WELL-BEING

- The following slides are a template for use by JE Dunn safety or site personnel to conduct a verbal / online discussion about our general approach
- Most are self-explanatory – but if you have a question on what a slide means, contact your safety representative
- The slides can be used “as-is” – or you can edit them to match your project specifics
- A longer, written Site Plan document exists and can be sent subsequently
- Remove this instruction slide before presenting!!



**dunn well**  
**DUNN SAFELY**  
WE BELIEVE IN HEALTH AND WELL-BEING

# Coronavirus Preparedness Site Plan



# Agenda

- Confirmed/Suspected Case Update
- General Requirements (Emphasis on **Social Distancing**)
- Site Status and Travel Updates
- Site Entry/Exit Requirements
- Social Distancing Examples
- Lunchroom Protocol, Meeting Etiquette, Personal Hygiene
- “What to do if...”
- Use Decision Flowcharts

# Coronavirus Cases

## Confirmed or Suspected Case

If ANY person at a JE Dunn site or office **TESTS POSITIVE** or **IS SUSPECTED OF HAVING COVID-19**

This process applies when anyone at a JE Dunn jobsite or office:

- Tests Positive for COVID-19 **OR**
- Has a test result pending for COVID-19 **OR**
- Is told by a medical professional that they likely have COVID-19

**Superintendent or Office Leader will:**

**Ask ill person to leave immediately.**

### Determine Facts.

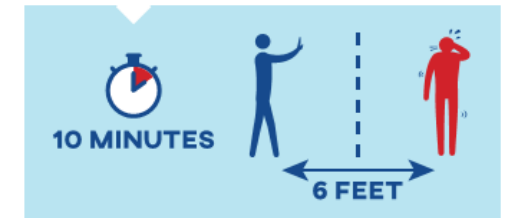
- When was ill person last onsite?
- Where was ill person on site?
- What symptoms did ill person have while onsite?
- Who did ill person have Close Contact with onsite?

### Identify Close Contacts.

- Identify all individuals onsite (JE Dunn employees and others) that had close contact with the ill person on the day they became symptomatic or were last on the jobsite.

### **CLOSE CONTACT:**

**BEING WITHIN APPROXIMATELY 6 FEET (2 METERS) OF A SYMPTOMATIC PERSON WITH COVID-19 FOR 10 MINUTES OR LONGER.**



**Ask Close Contacts to leave immediately.**

### Manage Incident.

#### CLEAN

1. Close affected portion of office or jobsite.
2. Follow Deep Cleaning and Disinfecting guidelines.
3. Reopen site.

#### COMMUNICATE

- Regular email updates to:  
*StaySafe@jedunn.com*  
Regional Safety Director  
Director of Construction  
Director of Field Operations  
Office Leader  
Project's Operations PX  
Regional President
- Consult StaySafe Team on owner and trade partner communications
- Consult StaySafe team for return to work guidance

#### TRACK

Regional Safety Director tracks:

- Initial response and remediation
- Individuals impacted  
*Who left work*  
*When did they return*
- Notification of appropriate authorities

# Coronavirus Cases

## Returning to Work

**WHEN AN INDIVIDUAL** with COVID-19  
(Positive or Suspected) **CAN RETURN TO WORK**

Will they be tested for COVID-19 to  
determine if they are still contagious?

**YES**

**THEY MAY RETURN TO WORK WHEN:**

They no longer have a fever  
(without the use of medicine that reduces fevers).

**AND**

Other symptoms have improved (for example,  
cough or shortness of breath have improved).

**AND**

They received two negative tests in a row,  
24 hours apart.

**NO**

**THEY MAY RETURN TO WORK WHEN:**

They are released by a medical professional.

**OR**

They complete self-isolation for 14 days.

**AND**

No fever for at least 72 hours  
(without the use of medicine that reduces fevers).

**AND**

No symptoms.

**AND**

At least 7 days have passed since symptoms  
first appeared.

# General Requirements

## Coronavirus COVID-19 Prevention



### PLEASE DO NOT ENTER:

IF you or anyone in your household have been to or had contact with someone who has been to the following places in the past 14 days:

- China
- Northern Italy
- Iran
- Daegu City, Choengdo county and North Gyeongsang province, South Korea

IF SO, you are **REQUIRED** to stay home/self-quarantine for 14 days **OR** if you feel ill or have these symptoms:



FEVER



SHORTNESS  
OF BREATH



COUGH

Notify your immediate Supervisor and JE Dunn if you have symptoms of COVID-19, avoid contact with others and seek medical attention.

Protect Yourself and Others

More information can be found on the CDC and WHO websites.



There is currently no vaccine available to protect you against human coronavirus

Transmission is reduced through:





- Washing your hands often with soap and water
- Avoid touching eyes, nose or mouth with unwashed hands
- Avoid close contact with people who are sick
- Apply sneezing etiquette: sneeze into tissue and discard immediately in bin with lid; wash hands directly afterwards
  - Where no tissue is available, sneeze into your bent elbow
  - Minimize body contact such as a handshake
- If you are mildly sick, keep yourself hydrated, stay at home and rest!



# General Requirements

- We are all partners in this
- Think about symptoms
- Do you feel this? Do you see it?
- If sick, stay home!

## Coronavirus, Cold, & Flu Symptoms

Symptoms	Coronavirus <small>Symptoms range from mild to severe</small>	Cold	Flu
 <b>Fever</b>	Common	Rare	Common
 <b>Fatigue</b>	Sometimes	Sometimes	Common
 <b>Cough</b>	Common* <small>(usually dry)</small>	Mild	Common* <small>(usually dry)</small>
 <b>Sneezing</b>	No	Common	No
 <b>Aches and pains</b>	Sometimes	Common	Sometimes
 <b>Runny or stuffy nose</b>	Rare	No	Sometimes
 <b>Sore Throat</b>	Sometimes	Common	Sometimes
 <b>Diarrhea</b>	Rare	No	Sometimes for children
 <b>Headaches</b>	Sometimes	Rare	Common
 <b>Shortness of breath</b>	Sometimes	No	No

Sources: World Health Organization, Centers for Disease Control and Prevention

**Protect Yourself and Others**

More information can be found on the CDC and WHO websites.



# General Requirements


## CLOSE CONTACT:

BEING WITHIN APPROXIMATELY 6 FEET (2 METERS) OF A SYMPTOMATIC PERSON WITH COVID-19 FOR 10 MINUTES OR LONGER.

Protect by  
Social  
Distancing  
Yourself from  
Others



10 MINUTES



6 FEET



# Site Status Update

## Site Cleaning and Disinfecting:

- Project teams shall schedule Regular Cleaning and Disinfecting.
- A full deep clean must be completed when positive COVID-19 case is confirmed.
  - JE Dunn has professional services lined up.
- Increased thorough cleaning will continue for the foreseeable future



## Lunchroom/Lunch considerations (see samples below)

- The lunchroom should be reconfigured - to reduce potential virus spread
- Prohibit lunch trucks

# Site Status Update

Social distancing shall be maintained for all indoor and outdoor gatherings or work activities

- Social distancing is defined as maintaining a minimum spacing of 6 ft between individuals.
- This will the require the project team to develop area planning and crew sizing.

## Travel Restrictions

- No international air travel; domestic air travel requires supervisor approval.

# Site Entry / Exit Requirements

dunn well  
**DUNN SAFELY**  
WE BELIEVE IN HEALTH AND WELL-BEING

- Employee Screening where required shall follow the JE Dunn screening plan (see Safety Department for Screening guidance)
- We understand that this is not a test for the virus – however, it does give a good indication if someone is potentially unwell
- If your temperature is  $\geq 100.4$  F, do not enter the site and remain at home. Contact your medical provider for direction.



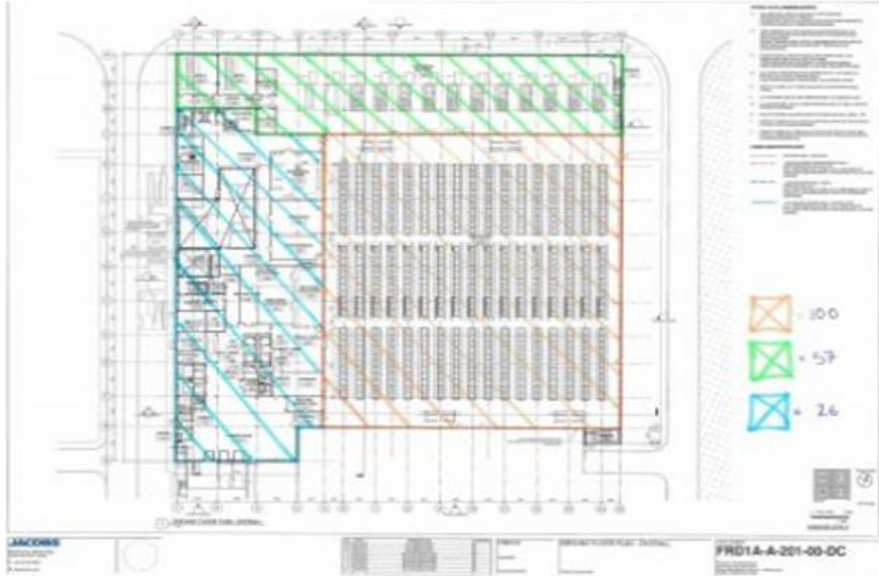
# Example: social distancing

## Social Distancing Considerations


- To provide the safest work environment to all employees, onsite teams should consider options to maintain proper social distancing without an entire work shut down. Teams are already displaying best practice management exercise (i.e., virtual meetings in lieu of face-to-face meetings, staggering breaks and lunch times, eliminating stand downs, etc.). These are all great practices, but to maximize the best approach for all employees, we are considering protocols that ensure proper social distancing.
- With a daily workforce of approximately 600-770 employees, teams should consider implementing a 3-shift workforce of 200 employees to 230 employees during each 8-hour shift. This concept allows a full workforce while maintaining proper distances. Teams should consider efforts within the overall facility and avoid focusing teams in congested areas.

## Work Areas

Below represents considerations of **maximum amount of personnel in certain areas**. Teams should work together to ensure maximum personnel can keep proper social distancing.



Visuals of Separation Compliance Expectations



**dunn well**  
**DUNN SAFELY**  
WE BELIEVE IN HEALTH AND WELL-BEING

WORK AREAS: achieving proper Social Distancing to best protect personnel

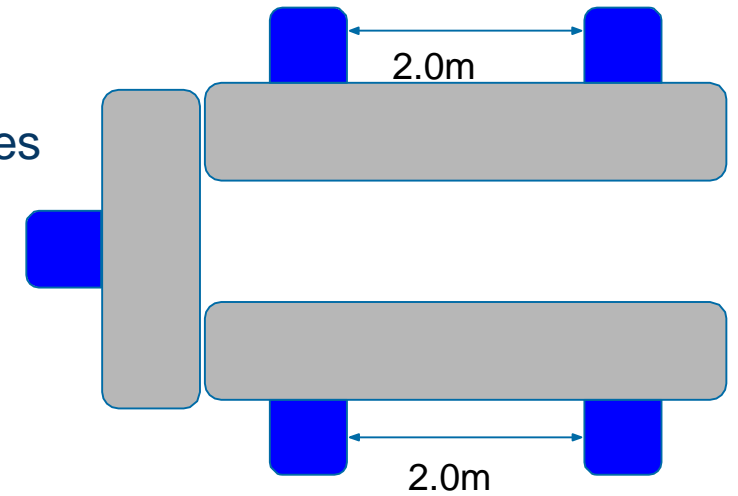
- Define # of persons permitted in single area
- Provide expectations to trade partners
- Monitor conformance

  
**JEDUNN**  
CONSTRUCTION

  
**DUNN safety**  
EVERYONE.  
EVERYWHERE.  
ALL THE TIME.

# Lunchroom Approaches

- A lunchroom can be re-configured into multiple seating areas to ensure safety
- Consider additional satellite eating areas – add tents, or designate facilities outside of work area(s)
- Consider the maximum lunchroom capacity based on social distancing protocols. Ensure this is facilitated by:
  - Dividing the lunchroom into separate lunchrooms
  - Staggered breaks
- Sit adjacent instead of directly across from each other
- Respect social distancing
- General on-site hygiene practices apply – wash, rinse, repeat!
- Increased lunchroom cleaning protocols should be deployed. Clean high touch surfaces between groups.



Seating configuration at each table



**dunn well**  
**DUNN SAFELY**  
WE BELIEVE IN HEALTH AND WELL-BEING

Phone Calls are to be used in all cases where possible

Meetings. If on site, the following will apply:

- Only half the indicated capacity of the meeting room is permitted. E.g., 10 chairs – only 5 persons allowed. No more than 10 people in any room
- There must be at least one seat between every person
- Where possible open windows
- Meeting to be as short as possible
- General hygiene practices to be adhered to



# Personal Hygiene



Innovative Hand  
Washing Station

“Be Creative”



# What to do IF....

COVID-19 – Common signs of infection: RESPIRATORY SYMPTOMS; FEVER; COUGH; SHORTNESS OF BREATH/BREATHING DIFFICULTIES

**What to do if....**You feel ill while on site:

- **Contact your supervisor** via telephone
  - Explain your symptoms and discuss your plan to vacate site
- **Go home**
- Contact **your doctor** and follow their guidance
- Stay in touch with your supervisor and provide updates on your status

**What to do if....**Your colleague is showing signs of illness:

- Keep your **safe distance** from the person in question
- Ask your colleague to **contact his supervisor via telephone**

**What to do if....**You feel unwell before arriving on site:

- **Stay away from jobsite**
- **Contact your Supervisor** and explain your situation
- Contact **your doctor** and follow their guidance
- Stay in touch with your supervisor and provide updates on your status

**What to do if....**You have a high temperature:

- **Do not enter site**
- **Contact your Supervisor** and go home
- Contact **your doctor** and follow their guidance
- Stay in touch with your supervisor and provide updates on your status